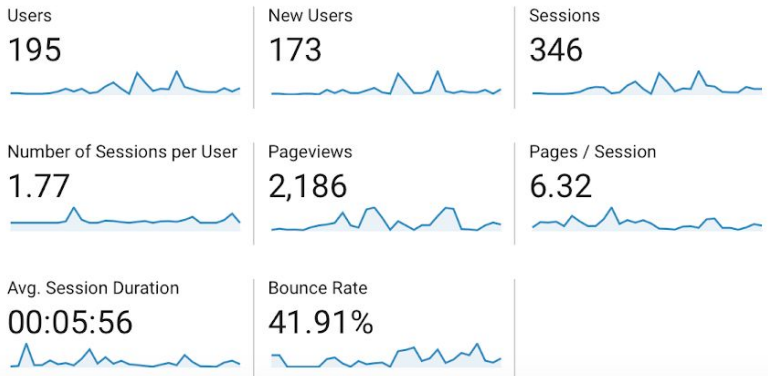
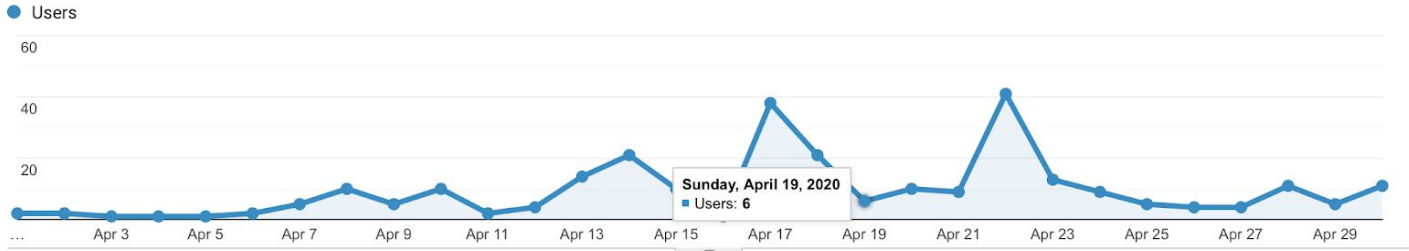


# April 2020 Analytics

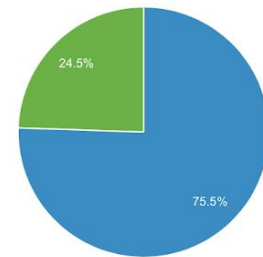
## Overview

Users ▼ VS. Select a metric

Hourly **Day** Week Month



■ New Visitor ■ Returning Visitor



## Demographics

Language

Country

City ▶

## System

Browser

Operating System

Service Provider

## Mobile

Operating System

Service Provider

Screen Resolution

## City

City	Users	% Users
1. La Celle-sous-Gouzon	30	14.78%
2. Milwaukee	11	5.42%
3. Fond du Lac	10	4.93%
4. La Crosse	8	3.94%
5. Ladysmith	6	2.96%
6. Chicago	5	2.46%
7. Whitefish	5	2.46%
8. Merrill	5	2.46%
9. Wheeling	4	1.97%
10. Green Bay	4	1.97%

[view full report](#)

This report was generated on 5/8/20 at 9:32:55 AM - [Refresh Report](#)